

## Original Article

## Tocilizumab in Patients With Active Rheumatoid Arthritis and Inadequate Response to Disease-modifying Antirheumatic Drugs or Tumor Necrosis Factor Inhibitors: Subanalysis of Spanish Results of an Open-label Study Close to Clinical Practice<sup>☆</sup>

José M. Álvaro-Gracia,<sup>a,\*</sup> Antonio Fernández-Nebro,<sup>b</sup> Alicia García-López,<sup>c</sup> Manuel Guzmán,<sup>d</sup> Francisco J. Blanco,<sup>e</sup> Francisco J. Navarro,<sup>f</sup> Sagrario Bustabad,<sup>g</sup> Yolanda Armendáriz,<sup>h</sup> José A. Román-Ivorra<sup>i</sup>, ACT SURE<sup>◇</sup>

<sup>a</sup> Servicio de Reumatología, Unidad de Terapias Biológicas, Hospital Universitario de La Princesa, Madrid, Spain

<sup>b</sup> Servicio de Reumatología, Hospital Regional Universitario Carlos Haya, Universidad de Málaga, Málaga, Spain

<sup>c</sup> Servicio de Reumatología, Hospital Universitario Virgen del Rocío, Sevilla, Spain

<sup>d</sup> Servicio de Reumatología, Hospital Universitario Virgen de las Nieves, Granada, Spain

<sup>e</sup> Servicio de Reumatología, Complejo Universitario Hospitalario de A Coruña, A Coruña, Spain

<sup>f</sup> Servicio de Reumatología, Hospital Universitario de Elche, Elche, Alicante, Spain

<sup>g</sup> Servicio de Reumatología, Hospital Universitario de Canarias, La Laguna, Tenerife, Spain

<sup>h</sup> Departamento Médico, Roche, Madrid, Spain

<sup>i</sup> Servicio de Reumatología, Hospital Universitario La Fe, Valencia, Spain

## ARTICLE INFO

## Article history:

Received 6 February 2013

Accepted 3 July 2013

Available online 30 January 2014

## Keywords:

Tocilizumab

Rheumatoid arthritis

Disease-modifying antirheumatic drugs

## ABSTRACT

**Objectives:** To analyze the Spanish experience in an international study which evaluated tocilizumab in patients with rheumatoid arthritis (RA) and an inadequate response to conventional disease-modifying antirheumatic drugs (DMARDs) or tumor necrosis factor inhibitors (TNFi) in a clinical practice setting.

**Material and methods:** Subanalysis of 170 patients with RA from Spain who participated in a phase IIIb, open-label, international clinical trial. Patients presented inadequate response to DMARDs or TNFi. They received 8 mg/kg of tocilizumab every 4 weeks in combination with a DMARD or as monotherapy during 20 weeks. Safety and efficacy of tocilizumab were analyzed. Special emphasis was placed on differences between failure to a DMARD or to a TNFi and the need to switch to tocilizumab with or without a washout period in patients who had previously received TNFi.

**Results:** The most common adverse events were infections (25%), increased total cholesterol (38%) and transaminases (15%). Five patients discontinued the study due to an adverse event. After six months of tocilizumab treatment, 71/50/30% of patients had ACR 20/50/70 responses, respectively. A higher proportion of TNFi-naïve patients presented an ACR20 response: 76% compared to 64% in the TNFi group with previous washout and 66% in the TNFi group without previous washout.

**Conclusions:** Safety results were consistent with previous results in patients with RA and an inadequate response to DMARDs or TNFi. Tocilizumab is more effective in patients who did not respond to conventional DMARDs than in patients who did not respond to TNFi.

© 2013 Elsevier España, S.L. All rights reserved.

<sup>☆</sup> Please cite this article as: Álvaro-Gracia JM, Fernández-Nebro A, García-López A, Guzmán M, Blanco FJ, Navarro FJ, et al. Tocilizumab en pacientes con artritis reumatoide activa y respuesta inadecuada a fármacos antirreumáticos modificadores de la enfermedad o antagonistas del factor de necrosis tumoral: subanálisis de los datos españoles de un estudio abierto cercano a la práctica clínica habitual. Reumatol Clin. 2014;10:94–100.

\* Corresponding author.

E-mail address: [jalvarogracia@gmail.com](mailto:jalvarogracia@gmail.com) (J.M. Álvaro-Gracia).

<sup>◇</sup> The names of the Spanish researchers participating in the ACT SURE study are listed in Annex 1.

## Tocilizumab en pacientes con artritis reumatoide activa y respuesta inadecuada a fármacos antirreumáticos modificadores de la enfermedad o antagonistas del factor de necrosis tumoral: subanálisis de los datos españoles de un estudio abierto cercano a la práctica clínica habitual

### R E S U M E N

#### Palabras clave:

Tocilizumab  
Artritis reumatoide  
Fármacos antirreumáticos  
modificadores de la enfermedad

**Objetivos:** Analizar la experiencia española en un estudio internacional para evaluar tocilizumab en pacientes con artritis reumatoide (AR) con respuesta insuficiente al tratamiento con fármacos antirreumáticos modificadores de la enfermedad convencionales (FAME) o anti-TNF en condiciones cercanas a la práctica clínica habitual.

**Material y métodos:** Subanálisis de 170 pacientes con AR que participaron en España en un ensayo clínico, internacional abierto de fase IIIb, que presentaban una respuesta inadecuada al tratamiento con FAME o anti-TNF. Los pacientes recibieron 8 mg/kg de tocilizumab cada 4 semanas en combinación con FAME o en monoterapia durante un periodo de 20 semanas. Se evaluaron la seguridad y la eficacia de tocilizumab distinguiendo entre pacientes con fallo a FAME o anti-TNF y, dentro de estos, entre los que habían hecho o no periodo de lavado del anti-TNF.

**Resultados:** Los acontecimientos adversos más frecuentes fueron infecciones (25%) y elevación de colesterol total (38%) y transaminasas (15%). Cinco pacientes abandonaron el estudio por un acontecimiento adverso. El 71/50/30% de los pacientes cumplía criterios de respuesta ACR 20/50/70 a los 6 meses del inicio del tratamiento con tocilizumab. Los pacientes naïve para anti-TNF presentaron una mayor respuesta ACR20: el 76% frente a un 64% en el grupo anti-TNF con lavado previo y el 66% en el grupo anti-TNF sin lavado previo.

**Conclusiones:** Se confirma el perfil de seguridad de tocilizumab en pacientes con AR y fallo a FAME o anti-TNF. Tocilizumab es más eficaz en pacientes que no responden de forma satisfactoria al tratamiento con FAME convencionales que con anti-TNF.

© 2013 Elsevier España, S.L. Todos los derechos reservados.

### Introduction

Rheumatoid arthritis (RA) is one of the most common chronic inflammatory diseases in Western countries. The estimated prevalence of this disease in Spain is 0.5%.<sup>1</sup> Pharmacological treatment of RA focuses on reducing inflammatory activity and preventing the progression of joint damage and its consequences. The consensus of experts from the Spanish Society of Rheumatology for RA management places full remission as therapeutic target of the disease and, in the case of patients with longstanding RA, achieving a low activity of the same.<sup>2</sup>

Disease-modifying antirheumatic drugs (DMARDs) are the treatment of choice as soon as the RA diagnosis is confirmed.<sup>2</sup> Among the various DMARD, Methotrexate's profile of efficacy and safety justifies its use as the drug of choice for initial treatment, unless contraindicated.<sup>2,3</sup> As a second step of treatment in patients with an insufficient response, toxicity or intolerance to conventional DMARD, biologic therapy treatment is recommended, and antagonists of tumor necrosis factor (anti-TNF) are the most frequently used drugs.<sup>2</sup> However, between 30 and 40% of patients have an unsatisfactory response to anti-TNF, which has led to the search for new treatments for this disease.<sup>4-7</sup>

Among them, tocilizumab represents new therapeutic option. It is a monoclonal antibody that binds to the soluble and membrane bound interleukin-6 receptors, inhibiting the activity of this proinflammatory cytokine.<sup>8</sup> Different clinical trials have demonstrated the good efficacy and safety profile of tocilizumab in different populations of patients with RA, as in the case of patients with inadequate response to conventional DMARDs or anti-TNF agents.<sup>9-12</sup> Despite the good results observed, there are still open questions about the use of tocilizumab in routine clinical practice, such as its use in less selected patients than those included in clinical trials or the need for a washout period of prior anti TNF employed before starting treatment with this antibody.

The objective of this national study was to evaluate the safety and efficacy of tocilizumab in RA patients with a profile closer to routine clinical practice, including more comorbidities, treatments combining DMARD or absence of washout of anti-TNF.<sup>13</sup> The high Spanish participation led us to make this subanalysis with the

idea of specifically analyzing the behavior of the sample of Spanish patients.

### Patients and Methods

The open phase III b-ACT SURE clinical trial, included patients from 25 different countries.<sup>13</sup> The results obtained in the patients from Spain are described in this paper. The study was conducted in 28 Spanish centers. The study was conducted according to the ethical principles of the Declaration of Helsinki and was approved by the Ethics Committee for Clinical Research of each unit. All patients provided informed consent before undergoing any study procedures.

The study included patients of both genders, aged 18 or over, with moderate or high RA activity (*Disease Activity Score [DAS] 28 > 3.2*) for 6 months or more, who had been treated with conventional DMARDs or anti-TNF or both types of agents on stable doses for longer than 8 weeks. Patients who were receiving glucocorticoids were receiving stable doses of  $\leq 10$  mg/day of prednisone or equivalent. Those patients who had been previously treated with abatacept, anakinra or rituximab were excluded from the study. After inclusion in the study, patients received 8 mg/kg of tocilizumab by intravenous infusion every 4 weeks during a period of 20 weeks (6 infusions in total). Patients could receive tocilizumab monotherapy or in combination with DMARDs, at the discretion of the investigator.

Safety was evaluated in the population of patients who had received at least one dose of tocilizumab and had at least one post-baseline safety assessment. In order to assess the need for an anti-TNF washout period before starting treatment with Tocilizumab, a subgroup analysis was planned once the database was closed. 3 groups of patients were considered: patients who had not received prior treatment with anti-TNF (anti-TNF naïve), patients who had discontinued treatment with anti-TNF at least 2 months before the first infusion of tocilizumab (anti-TNF with wash out) and a third group consisted of patients who were treated with anti-TNF and where treatment with tocilizumab was started without a wash out (anti-TNF without wash out).

**Table 1**  
Baseline Demographic and Clinical Characteristics.

	Anti-TNF naïve (No.=95)	Anti-TNF with prior wash out (No.=36)	Anti-TNF without wash out (No.=39)	Total (No.=170)
Age (years), mean $\pm$ SD	54.2 $\pm$ 12.2	52.1 $\pm$ 12.2	51.9 $\pm$ 10.8	53.2 $\pm$ 11.9
Gender (women), n (%)	84 (88.4)	31 (86.1)	37 (94.9)	152 (89.4)
Duration of RA (years), mean $\pm$ SD	8.8 $\pm$ 8.2	9.9 $\pm$ 5.9	7.8 $\pm$ 11.6	9.7 $\pm$ 7.7
Number of concomitant DMARDs, n (%)				
0	9 (9.5)	3 (8.3)	7 (17.9)	19 (11.2)
1	84 (88.4)	32 (88.9)	32 (82.1)	148 (87.1)
2	2 (2.1)	1 (2.8)	-	3 (1.8)
Patients taking leflunomide, n (%)	10 (10.5)	8 (22.2)	8 (20.5)	26 (15.3)
Patients treated with methotrexate, n (%)	63 (66.3)	23 (63.9)	21 (53.8)	107 (62.9)
Patients treated with corticosteroids, n (%)	59 (62.1)	34 (94.4)	30 (76.9)	123 (72.4)
CRP (mg/dl), mean $\pm$ SD	1.3 $\pm$ 1.9	2.2 $\pm$ 2.6	2.2 $\pm$ 3.1	1.7 $\pm$ 2.4
ESR (mm/h), mean $\pm$ SD	42.1 $\pm$ 24.4	48.6 $\pm$ 30.2	49.3 $\pm$ 27.8	45.1 $\pm$ 26.6
NPJ, mean $\pm$ SD	19.5 $\pm$ 13.7	19.2 $\pm$ 16.2	22.2 $\pm$ 14.7	20.1 $\pm$ 14.5
NSJ, mean $\pm$ SD	9.4 $\pm$ 11.0	8.5 $\pm$ 11.0	14.1 $\pm$ 11.3	9.7 $\pm$ 11.7
DAS28, mean $\pm$ SD	6.0 $\pm$ 1.2	6.1 $\pm$ 1.1	6.3 $\pm$ 1.1	6.1 $\pm$ 1.1
SDAI, mean $\pm$ SD	33.9 $\pm$ 15.0	36.3 $\pm$ 15.7	38.6 $\pm$ 14.7	35.5 $\pm$ 15.1
CDAI, mean $\pm$ SD	32.6 $\pm$ 14.2	34.1 $\pm$ 15.1	36.4 $\pm$ 14.4	33.8 $\pm$ 14.4

RA: rheumatoid arthritis; CDAI: Clinical Disease Activity Index; DAS28: Disease Activity Score based on 28 joints; SD: standard deviation; DMARD: disease-modifying antirheumatic drugs; NPJ: number of painful joints; NSJ: number of swollen joints; CRP: C Reactive Protein; SDAI: Simplified Disease Activity Index; ESR: erythrocyte sedimentation rate.

Efficacy parameters proposed by the American College of Rheumatology (ACR) and DAS28 were measured at each study visit and at 4 weeks after the last infusion of tocilizumab. The efficacy of treatment with tocilizumab was assessed as the percentage of patients who met ACR20/50/70 response criteria and the percentage of patients who met the criteria for remission and low disease activity d based on DAS28 (DAS28 < 2, 6 and DAS28  $\leq$  3.2, respectively) after 6 months of starting treatment with tocilizumab. Different parameters allowed the subsequent calculation of the Simplified Disease Activity Index (SDAI) and Clinical Disease Activity Index (CDAI) composite indexes. Additionally, the percentage of patients who met the European League Against Rheumatism (EULAR) criteria of good or moderate response at 6 months after the first infusion of tocilizumab response was estimated. The disability associated with the disease was assessed using the Health Assessment Questionnaire Disability Index (HAQ-DI). The safety of treatment with tocilizumab was assessed by monitoring adverse events and analysis of hematological and biochemical parameters in each of the study visits. Infusion reactions were considered adverse events if they occurred during the 24 h following the infusion of tocilizumab. The intensity of adverse events and their relationship to the study medication were assessed by researchers.

The efficacy of treatment with tocilizumab was assessed as an intent to treat population, which consisted of patients who had received one or more doses of tocilizumab. Patients who discontinued the study prematurely were considered as non-responders in the efficacy analysis according to the ACR criteria. The analysis of the other endpoints was performed on the number of patients with available data for each of the visits. Descriptive statistics for all variables obtained were performed: mean  $\pm$  standard deviation (SD) for continuous variables and frequencies for categorical variables.

## Results

### Demographic Characteristics and Disposition

Of the 1681 patients included in the ACT-SURE international study, 170 patients belonged to the Spanish hospitals participating. The distribution of patients among the 3 groups was similar to that of the overall study: 95 were anti-TNF naïve, 36 had received anti-TNF and underwent a wash out period and 39 had received anti-TNF without wash out. The clinical and

demographic baseline characteristics for all patients and different groups were considered depending on the pretreatment with anti-TNF characteristics and are presented in Table 1. Most patients in the study received tocilizumab with another DMARD; only 19 (11.2%) patients received tocilizumab monotherapy, similar to the overall study (14%) figure. 1.8% of patients received tocilizumab in combination with 2 DMARD, significantly lower than the overall study (19%). Methotrexate was the most commonly used DMARD (62.9%) at a mean dose  $\pm$  SD 15.9 (5.0) mg/week. 15.3% of patients received leflunomide at a mean dose of 19.6  $\pm$  2.0 mg/day. 72.4% received concomitant corticosteroids. Patients had a high baseline activity (DAS28 6.1) and duration of RA, almost 10 years, similar to the overall study data.

88.8% (n=151) of patients completed the 6-month study, similar to the overall study. The reasons for study discontinuation were withdrawal of consent in 5 patients, adverse event in 5 patients, inadequate treatment response in 3 patients, investigator's decision in 2 patients, violation of any selection criteria in 2 patients and loss to follow in 2 patients.

### Safety

The main results of the safety study are presented in Table 2. Overall, adverse events were recorded in 118 patients. Those who had previously been treated with anti-TNF, and the had undergone a prior wash out, showed a lower apparent numerical incidence of adverse events, unlike the global study, in which no safety differences were detected in terms of unwashed or washed out patients. Infections were one of the most common adverse events, 25.9% of patients had at least one infection during the study. A single patient had an upper respiratory tract infection that was considered a serious adverse event (1.1 per 100 patient-years), compared with 5.1 per 100 patient-years in the overall study. 15.3% of patients experienced infusion reactions, defined as any adverse event occurring during or within the following 24 h infusion, this figure was numerically lower in the group of washed out patients (8, 3%). No deaths were recorded during the study. Non-infectious adverse events leading to withdrawal from the study were: humerus fracture, ulcerative keratitis, laryngeal cancer and respiratory failure.

14.7% of patients developed neutropenia during treatment with tocilizumab, in no cases was the neutrophil count less than 500/mm<sup>3</sup>. 16.4% of patients had elevated levels of alanine

**Table 2**  
Results Regarding Safety.

Patients	Anti-TNF naïve (No.=95)	Anti-TNF with prior wash out (No.=36)	Anti-TNF with prior wash out (No.=39)	Total (No.=170)
AE, n (%)	69 (72.6)	21 (58.3)	28 (71.8)	118 (69.4)
SAE, n (%)	5 (5.3)	2 (5.6)	1 (2.6)	8 (4.7)
Infections, n (%)	28 (29.5)	6 (16.7)	10 (25.6)	44 (25.9)
Serious infections, n (%)	1 (1.1)	0 (0.0)	0 (0.0)	1 (0.6)
Infusion reactions, n (%)	17 (17.9)	3 (8.3)	6 (15.4)	26 (15.3)
ALT elevation <1.5 × ULN, n (%)	19 (20.0)	3 (8.3)	6 (15.3)	28 (16.4)
Elevation cholesterol values >200 mg/dl, n (%)	40 (42.1)	13 (36.1)	12 (30.8)	65 (38.2)
Neutrophil count <1500/mm <sup>3</sup> , n (%)	16 (16.8)	4 (11.1)	5 (12.8)	25 (14.7)

AE: adverse events; SAE: serious adverse events, ALT: alanine aminotransferase, ULN: upper limit of normal.

aminotransferase (ALT), this being more frequent in the anti-TNF naïve population; only 1.7% of patients had elevated ALT between 3 and 5 times the upper limit of normal, with no case exceeding this figure. 3 8.2% of patients had elevations in total cholesterol.

### Efficacy

Efficacy data were in line with those of the overall study. 71.8% (n=122), 50% (n=85) and 30% (n=51) of patients respectively met ACR20, ACR50 and ACR70 response criteria at 6 months after initiation of treatment with tocilizumab (Fig. 1). The high percentage of patients achieving ACR20 response after receiving the first infusion of tocilizumab (44.7%) is noteworthy. This percentage increased progressively until week 16, remaining roughly constant until the visit at 6 months (data not shown). The ACR20 response at 6 months in the naïve to anti-TNF group was higher than in the other two groups (76.8% vs 63.9% in the anti-TNF group with prior wash out and 66.7% in the anti-TNF without wash out), in accordance to what has been observed in other studies with tocilizumab.<sup>9,12</sup>

48 and 64.9% of patients had clinical remission and low disease activity, respectively, according to the DAS28 index after 6 months of treatment (Fig. 2). These responses were also higher in patients naïve to anti-TNF (76.5% vs 55.2% in the anti-TNF group with prior wash out and 44.1% in the anti-TNF group without wash out).

DAS28 activity decreased progressively during treatment with tocilizumab (Fig. 3). The mean DAS28 at 6 months of treatment was  $2.7 \pm 1.3$ , representing a mean improvement of  $3.4 \pm 1.5$  points in all patients.

Fig. 4 shows the percentage of patients in clinical remission or low disease activity at 6 months of treatment as scored by the SDAI and CDAI criteria. As can be seen, the response to these 2 scores (the only difference is that the CDAI does not include acute phase reactants) were very similar in different subgroups of patients. As to the EULAR response, 84.1% of patients had a good or moderate response at 6 months (86.3% of anti-TNF naïve patients, 80.5% of

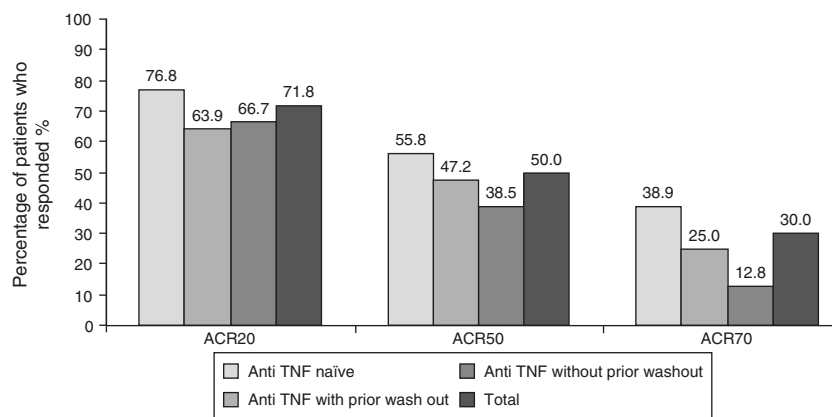
the anti-TNF group with wash out and 82.1% of those receiving prior anti-TNF without wash out). Additionally, the majority of patients (75.5%) showed clinically significant improvement in disability questionnaire HAQ-DI (reduction of 0.22 points or more) (data not shown).

This study included patients treated with tocilizumab, both as monotherapy and in combination with DMARDs. The ACR20, 50 and 70 responses showed no significant differences between treatment groups (data not shown)

### Discussion

The added value of the ACT-SURE study lies in its design, with a profile of RA patients similar to what is seen in routine clinical practice, including populations with broader comorbidities, patients with refractory to treatment (failure to anti-TNF and DMARD) and who could receive tocilizumab as monotherapy or in combination with different DMARD at doses near the maximum used, including combinations thereof. In addition, it had the option to perform, or not, a washout period of anti-TNF before starting tocilizumab.

This design is particularly important when analyzing safety data. The overall results of ACT-SURE have confirmed the safety profile of tocilizumab observed in previous studies.<sup>9–12</sup> The incidence of adverse events in the subgroup of patients in Spain is similar to that reported in the overall study.<sup>13</sup> The main adverse effects detected were infections and altered laboratory parameters. However, some differences are observed between both studies. It is noteworthy that in the Spanish subpopulation there was only one case of serious infection among 170 patients enrolled (1.1 per 100 patient-years), compared to a rate of 5.1 per 100 patient-years in the overall study. Another safety related issue was that, in the analysis of our population, infusion reactions, infections and transaminase elevations occurred less frequently in patients with anti-TNF wash out than in the rest.



**Fig. 1.** Percentage of patients achieving ACR20, ACR50, ACR70 and ACR90 responses at 6 months of starting treatment with tocilizumab.

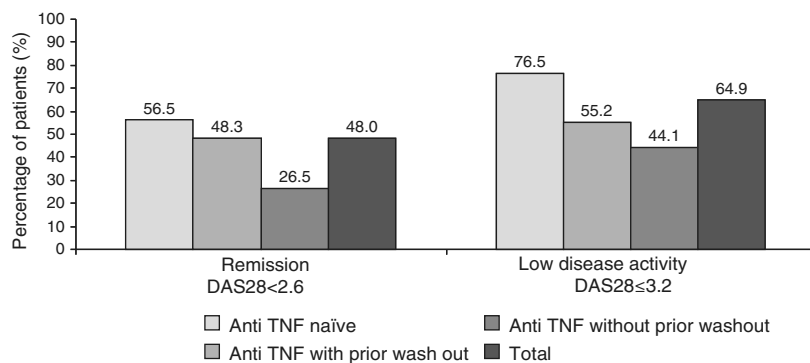


Fig. 2. Percentage of patients in clinical remission (DAS28 < 2.6) or low disease activity (DAS28 ≤ 3.2) at 6 months of starting treatment with tocilizumab.

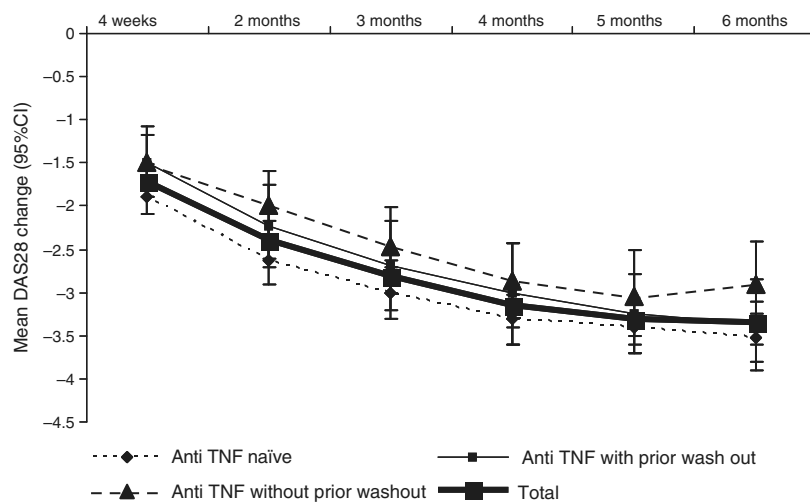


Fig. 3. Mean change in DAS28 at each visit from baseline.

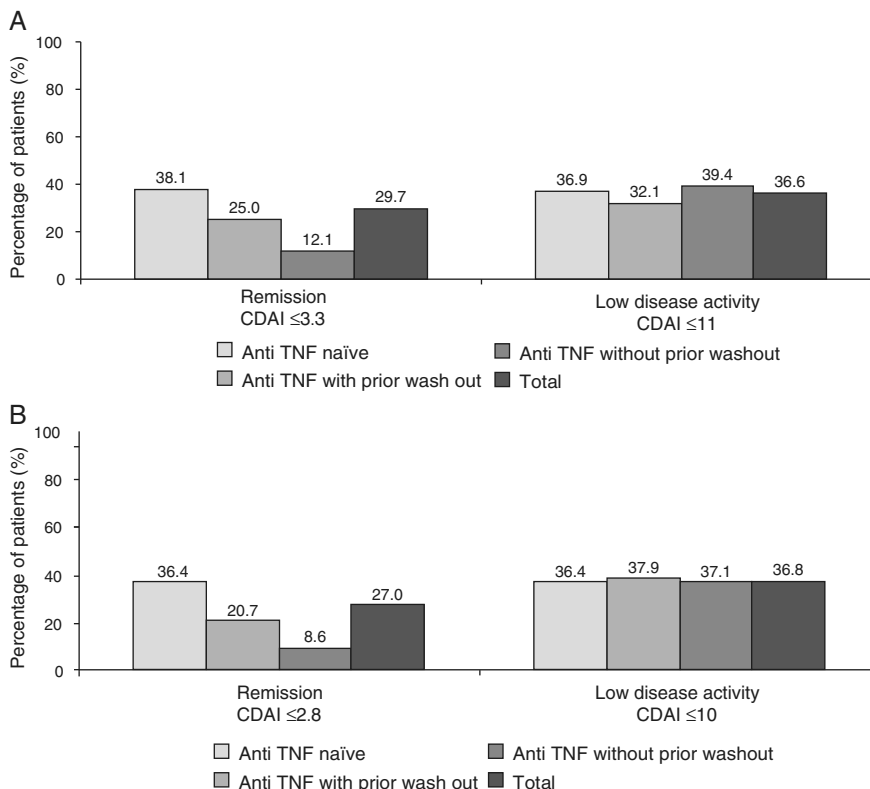


Fig. 4. Percentage of patients in clinical remission or low disease activity at 6 months of starting treatment with tocilizumab based on the SDAI (A) and CDAI criteria (B).



The reasons for these discrepancies are unknown. In principle, it does not seem attributable to differences in the patient profile, given that the distribution between the 3 subgroups, and the time since onset of RA or the baseline activity were similar in the 2 analyses. The lower frequency of patients treated with the combination of tocilizumab and 2 or more DMARDs in our population could be a differentiating factor, but we do not know if this was associated with a higher rate of serious infections in the global analysis.<sup>13</sup> The fact that the number of Spanish patients in the subgroup who underwent an anti-TNF wash out is only 36 (21%) makes it likely to be only a random variation. This is important because the overall analysis suggests that it is not necessary to perform a wash of anti-TNF before treatment with tocilizumab, which has important practical implications.

In terms of efficiency, our data confirm the general result of tocilizumab, with a fast and consistent effect both in patients naïve to anti-TNF as in those with an inadequate response to these drugs. As expected, the response is better in the first group of patients than in the second. This coincides with the results previously observed with tocilizumab.<sup>9–12</sup> Minor differences in tocilizumab efficacy after performing anti-TNF wash out are likely related to the limited number of patients with baseline differences in the activity and duration of illness. The patients in whom prior wash out was not performed had a more severe and longer duration than patients in those whom this wash out was performed. In the overall analysis of the data, there were no differences in efficacy between these groups.<sup>13</sup>

The highest percentage of responders according to the DAS28 index compared with the SDAI and CDAI can be explained by the significant effect tocilizumab has on acute phase reactants and the weight that the ESR has in the DAS28 formula. However, the fact that SDAI and CDAI responses (2 indices which differ only in that CDAI does not include acute phase reactants) are similar shows that the efficacy of tocilizumab is not primarily due to its effect on reactants.

It is interesting to note that the efficacy of tocilizumab monotherapy in this analysis is similar to that of its combined use with DMARD. While the fact that patients were not randomized based on this parameter limits the significance of this data, other results support this idea,<sup>14</sup> which makes tocilizumab a good choice for patients intolerant to or with contraindications to DMARD. Furthermore, a recent study has demonstrated the superiority of tocilizumab versus adalimumab monotherapy.<sup>15</sup>

The main limitations of this analysis lie in the number of patients and duration of the 6-month follow-up. Although the analysis of longer periods of treatment is essential to evaluate the safety of a drug, our results are consistent with other studies of longer duration.<sup>16</sup> In contrast, the profile of less selected patients and, therefore, closer to actual clinical practice, provides great value to this data.

In conclusion, the results of this study allow us to confirm the safety profile of tocilizumab in RA patients and failure to DMARD or anti-TNF. Tocilizumab appears to be more effective in patients who do not respond satisfactorily to treatment with conventional DMARDs than those not responding to anti-TNF.

### Ethical Responsibilities

**Protection of people and animals.** The authors declare that study procedures conformed to the ethical standards of the responsible committee on human experimentation and in accordance with the World Medical Association and the Declaration of Helsinki.

**Data confidentiality.** The authors declare that they have followed the protocols of their workplace regarding the publication of data from patients and that all patients included in the study have received sufficient information and have given their written informed consent to participate in the study.

**Right to privacy and informed consent.** The authors have obtained informed consent from patients and/or subjects referred to in the article. This document is in the possession of the corresponding author.

### Conflict of Interest

Roche Pharma has been the ACT SURE study sponsor. J.M. Álvaro-Gracia has received research support or honoraria for consultancy or presentations from Abbott, Aventis, Bristol Myers Squibb, Janssen-Cilag, MSD, Pfizer, Roche, and UCB Tigenix; FJ White has received research support or honoraria from Absciex, Abbott, Ardea Bioscience, Bioiberica, Bristol Myers Squibb, Celgene, Celltrion, Lilly, Merck, Novartis, Novo Nordisk, Pfizer, Roche, Sanofi Aventis, and UCB Tigenix; A. Fernández-Nebro has received research support or honoraria for lectures from Abbott, MSD, Pfizer and Roche, A. Garcia-Lopez has received research support or honoraria from Abbott, Amgen, Bristol Myers Squibb, MSD, Roche and UCB; FJ Navarro has received research support or honoraria from Abbott, Celltrion, Roche and UCB; S. Bustabad has received research grants and honoraria from Roche, MSD, UCB, Abbott and Bristol Myers Squibb; Y. Armendariz is employed by the Medical Department of Roche, and JA Román-Ivorra has received research support or honoraria from Abbott, Actelion, Amgen, Bristol Myers Squibb, Merck, Pfizer, Roche and UCB.

### Acknowledgements

The manuscript authors wish to thank the participation of researchers in the ACT SURE study as well as for the support provided by Marta Muñoz Tudurí, Unit of Medical Writing of TFS Develop Spain.

### Annex 1. Spanish Researchers Participating in the ACT SURE Study

Jose Luis Alvarez Vega  
 Jose Maria Alvaro-Gracia  
 Arbolea Luis Rodríguez  
 Joaquín Belzunegui Otano  
 Francisco Blanco García  
 M. Sagrario Bustabad Reyes  
 Javier Calvo Catala  
 Cesar Diaz Torne  
 Antonio Domingo Gómez Centeno  
 Escudero Alejandro Contreras  
 Luis Fernández Domínguez  
 Antonio Fernández Nebro  
 Angel Aparicio García  
 Sergio García Pérez  
 Alicia García Testal  
 Jose Garcia Torón  
 Eduardo Quesada Girona  
 Guzmán Manuel Ubeda  
 Ibero Isabel Diaz  
 Francisco Javier Ruiz Manero  
 Carlos Fernandez-Cid Marras  
 Sara Marsal Barrel  
 Francisco Javier Navarro Blasco

Francisco Javier García Narváez  
 Lucía Pantoja Zarza  
 María Trinidad Pérez Sandoval  
 Javier del Pino Montes  
 Paula Ramos Carmen Nunez  
 Elena Riera Alonso  
 Diaz Manuel Riesco  
 Jose Ramon Rodriguez Cros  
 Jose Manuel Rodriguez Heredia  
 Carlos Rodríguez Lozano  
 José Andrés Román Ivorra  
 Rosello Rosa Pardo  
 Jose Javier Salaberri Maestrojuan  
 Raimon Sanmarti Room  
 Manuel Utrilla Utrilla  
 Tomás Vázquez Ramón Rodríguez  
 Paloma Vela Casasempere

## References

1. Carmona L, Villaverde V, Hernandez-García C, Ballina J, Gabriel R, Laffon A. The prevalence of rheumatoid arthritis in the general population of Spain. *Rheumatology (Oxford)*. 2002;41:88–95.
2. Sociedad Española de Reumatología. Actualización de la Guía de Práctica Clínica para el Manejo de la Artritis Reumatoide en España; December 2011. Available from: <http://www.ser.es/ArchivosDESCARGABLES/dicGUIPCAR.2011.V7.pdf> [accessed 12.01.13].
3. Gaujoux-Viala C, Smolen JS, Landewe R, Dougados M, Kvien TK, Mola EM, et al. Current evidence for the management of rheumatoid arthritis with synthetic disease-modifying antirheumatic drugs: a systematic literature review informing the EULAR recommendations for the management of rheumatoid arthritis. *Ann Rheum Dis*. 2010;69:1004–9.
4. Lipsky PE, van der Heijde DM, St Clair EW, Furst DE, Breedveld FC, Kalden JR, et al. Anti-tumor necrosis factor trial in rheumatoid arthritis with concomitant therapy study group. *N Engl J Med*. 2000;343:1594–602.
5. Smolen JS, Aletaha D, Koeller M, Weisman MH, Emery P. New therapies for treatment of rheumatoid arthritis. *Lancet*. 2007;370:1861–74.
6. Weinblatt ME, Kremer JM, Bankhurst AD, Bulpitt KJ, Fleischmann RM, Fox RI, et al. A trial of etanercept, a recombinant tumor necrosis factor receptor: fusion protein, in patients with rheumatoid arthritis receiving methotrexate. *N Engl J Med*. 1999;340:253–9.
7. Weinblatt ME, Keystone EC, Furst DE, Moreland LW, Weisman MH, Birbara CA, et al. Adalimumab, a fully human anti-tumor necrosis factor alpha monoclonal antibody, for the treatment of rheumatoid arthritis in patients taking concomitant methotrexate: the ARMADA trial. *Arthritis Rheum*. 2003;48:35–45.
8. Nishimoto N. Interleukin-6 as a therapeutic target in candidate inflammatory diseases. *Clin Pharmacol Ther*. 2010;87:483–7.
9. Emery P, Keystone E, Tony HP, Cantagrel A, van VR, Sanchez A, et al. IL-6 receptor inhibition with tocilizumab improves treatment outcomes in patients with rheumatoid arthritis refractory to anti-tumour necrosis factor biologicals: results from a 24-week multicentre randomised placebo-controlled trial. *Ann Rheum Dis*. 2008;67:1516–23.
10. Genovese MC, McKay JD, Nasonov EL, Mysler EF, da Silva NA, Alecock E, et al. Interleukin-6 receptor inhibition with tocilizumab reduces disease activity in rheumatoid arthritis with inadequate response to disease-modifying antirheumatic drugs: the tocilizumab in combination with traditional disease-modifying antirheumatic drug therapy study. *Arthritis Rheum*. 2008;58:2968–80.
11. Maini RN, Taylor PC, Szechinski J, Pavelka K, Broll J, Balint G, et al. Double-blind randomized controlled clinical trial of the interleukin-6 receptor antagonist, tocilizumab, in European patients with rheumatoid arthritis who had an incomplete response to methotrexate. *Arthritis Rheum*. 2006;54:2817–29.
12. Smolen JS, Beaulieu A, Rubbert-Roth A, Ramos-Remus C, Rovensky J, Alecock E, et al. Effect of interleukin-6 receptor inhibition with tocilizumab in patients with rheumatoid arthritis (OPTION study): a double-blind, placebo-controlled, randomised trial. *Lancet*. 2008;371:987–97.
13. Bykerk VP, Ostor AJ, Alvaro-Gracia J, Pavelka K, Ivorra JA, Graninger W, et al. Tocilizumab in patients with active rheumatoid arthritis and inadequate responses to DMARDs and/or TNF inhibitors: a large, open-label study close to clinical practice. *Ann Rheum Dis*. 2012;71:1950–4.
14. Dougados M, Kissel K, Sheeran T, Tak PP, Conaghan PG, Mola EM, et al. Adding tocilizumab or switching to tocilizumab monotherapy in methotrexate inadequate responders: 24-week symptomatic and structural results of a 2-year randomised controlled strategy trial in rheumatoid arthritis (ACT-RAY). *Ann Rheum Dis*. 2013;72:43–50.
15. Gabay C, Emery P, van Vollenhoven R, Dikranian A, Alten R, Pavelka K, et al. Tocilizumab monotherapy versus adalimumab monotherapy for treatment of rheumatoid arthritis (ADACTA): a randomised, double-blind, controlled phase 4 trial. *Lancet*. 2013;381:1541–50.
16. Genovese MC, Sebba A, Rubbert-Roth A, Scali JJ, Altens R, Kremer JM, et al. Long-term safety of tocilizumab in patients with rheumatoid arthritis and a mean treatment duration of 3.7 years. In: ACR/ARHP annual scientific meeting. 2012.